

10th Annual

Risky Business

Prevention Conference



June 20, 2006
Best Western Conference Center
Westminster, Maryland

Compiled by The Partnership for a Healthier Carroll County, Inc.
Printing funds provided by Junction, Inc.

The information contained in this fact book is the most current data available at time of publication.

Risky Business

Data Book:

Table of Contents



Health and Safety

<i>Carroll County Crime Rates</i>	3
<i>Child Abuse and Neglect</i>	4
<i>School Violence</i>	5
<i>Suicides, Deaths, and Injuries</i>	6
<i>Suspensions and Drop-Out Rates</i>	7
<i>Young Drivers</i>	8

Mental Health

<i>Mental Health</i>	9
----------------------	---

Teen Sexuality

<i>Sexually Transmitted Diseases</i>	10
<i>Teenage Pregnancy</i>	11

Substance Abuse

<i>Alcohol</i>	12
<i>Cocaine and Other Illegal Drugs</i>	13
<i>Heroin</i>	14
<i>Marijuana</i>	15

Tobacco

<i>Adolescent Cigarette Use</i>	16
---------------------------------	----

Resources

<i>Internet Resources</i>	17
---------------------------	----

Risky Business

Health and Safety:

Carroll County Crime Rates



- In 2005, there were a total of 516 juvenile arrests for assault, controlled dangerous substances, sexual offenses, alcohol, and DUI/DWI.

Carroll County Department of Juvenile Services

- The most frequent juvenile arrests in 2005 were for misdemeanors (868) and felonies (192).

Carroll County Department of Juvenile Services

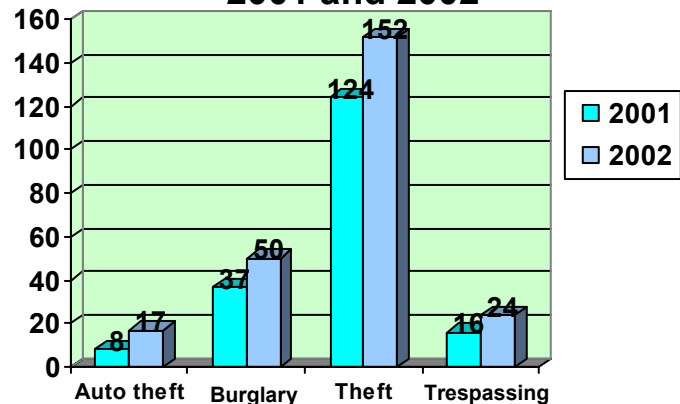
- Most offenses were property related (370). The second highest group involved alcohol and drug related offenses (293).

*Carroll County Department of Juvenile Services
FY2001-04*

- Alcohol and Drug Related offenses dropped by over 100 cases between 2000 and 2002.

*Carroll County Department of Juvenile Services
FY2001-04*

Alleged Property Offense Increases 2001 and 2002



Carroll County Department of Juvenile Services FY2001-04

- There were 44 cases of trespassing in 2000, 16 cases in 2001, and 24 cases in 2002.

Carroll County Department of Juvenile Services FY2001-04

**In 2005, there were
1,337 individual
charges against
youth in Carroll
County.**

Carroll County Department of Juvenile Services

Risky Business

Health and Safety:

Child Abuse and Neglect



- In 2005, there were 325 investigations of child abuse in Carroll County with 51 arrests.

2005 Carroll County Sheriff's Office Annual Report

- In 2005, there were 895 victims referred to child protective services in Carroll County for physical abuse, neglect, sexual abuse, mental injury, including referrals from other agencies.

Maryland Department of Human Resources and Carroll County Public Schools

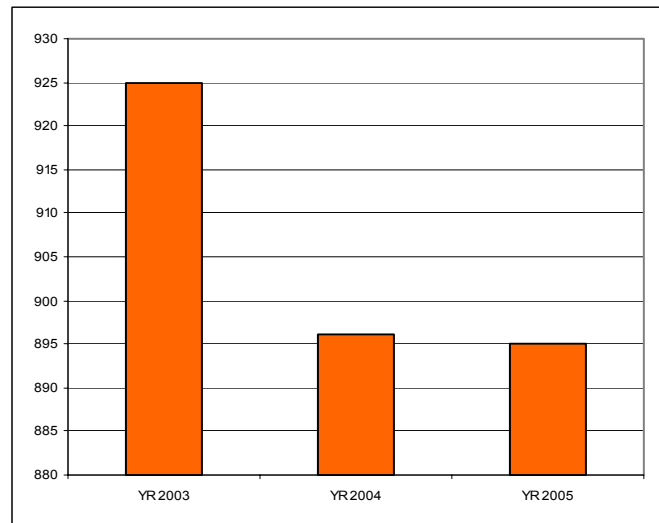
- The child abuse and neglect rate in Carroll County has fallen from 5.9 per 1,000 children in 1990 to 4.8 per 1,000 children in 2002.

Maryland's 2004 Kids Count Fact book

- Statewide, in 2005, there was a total of 6,196 indicated findings of physical abuse, neglect, and sexual abuse in Maryland.

Maryland State Department of Human Resources Child Protective Services

Number of victims referred to child protective services in Carroll County 2003-2005



Maryland Department of Human Resources and Carroll County Public Schools

- A national study in 2002 found that of all the confirmed cases of child maltreatment, 61% experienced neglect, 19% were physically abused, 10% were sexually abused, and 5% were emotionally or psychologically abused.

CDC Child Maltreatment Fact Sheet, 2005

- The same study found that 1,500 of those children died from maltreatment.

CDC Child Maltreatment Fact Sheet, 2005

Risky Business

Health and Safety: **School Violence**



- Since the 2000-2001 school year, there has been a decrease in suspensions for fighting in school.

Carroll County 2004-2005 Student Services Annual Report

- 46 violence assessments and 44 referrals occurred in Carroll County Public Schools during the 2004-2005 school year.

Carroll County 2004-2005 Student Services Annual Report

- Of those, the most frequent violence assessments occurred for students in grades 8, 9, and 11.

Carroll County 2004-2005 Student Services Annual Report



Carroll County '04 - '05 School Year

- **17 weapons violations**
- **5 counts of 1st degree assault**
- **3 arson offenses**
- **3 counts of 2nd degree sexual offenses**
- **4 counts of 3rd degree sexual offenses**
- **3 counts of rape**

Carroll County 2004 - 2005 Student Services Annual Report

- During the 2004-2005 school year security services conducted 64 criminal investigations with county law enforcement agencies.

Carroll County 2004-2005 Student Services Annual Report

- 39 suspensions for firearms, guns, and other weapons, 64 suspensions for sexual harassment, and 3 suspensions for sexual assault occurred in Carroll County Public Schools 2004-2005.

Carroll County 2004 - 2005 Student Services Annual Report

Risky Business

Health and Safety:

Suicides, Deaths and Injuries



- The infant mortality rate in Carroll County from 1999-2003 is 4.2, a decrease from the rate of 6.3 from 1994-1998.

Child Death Report 2004; Department of Health and Mental Hygiene

- This rate (4.2) is significantly lower than the state rate of 7.9.

Child Death Report 2004; Department of Health and Mental Hygiene

- The overall death rate for ages 1-17 in Carroll County from 1999-2003 is 20.5. This rate has decreased by 27.1% between 1994 and 2003.

Child Death Report 2004; Department of Health and Mental Hygiene

- Statewide, in 2003, a majority (13.6%) of the total deaths of children ages 1-17 occurred in children ages 15-17. Of this age group, unintentional injury is the leading cause of death.

Child Death Report 2004; Department of Health and Mental Hygiene

- In the 2004-2005 school year, there were 378 incidents of suicide intervention recorded by Carroll County Public School staff. Of the 302 students seen by guidance staff, 38 students were seen more than one time.

Carroll County Public Schools Student Services Annual Report 2004-2005

- The most common presenting problems recorded during suicide interventions at Carroll County Public Schools during the 2004-2005 school year were self-injury or gesture of suicide (112), self esteem (71), other individual problems (49), and family problems (55).

Carroll County Public Schools Student Services Annual Report 2004-2005

- In the summer of 2004, there were 2 student deaths attributed to suicide, with no student deaths attributed to suicide occurring during the 2004-2005 school year.

Carroll County Public Schools Student Services Annual Report 2004-2005

Risky Business

Health and Safety:

Suspensions and Drop-Outs



- In the 2004-2005 school year there were 2,054 suspensions among 28,765 total students. 57% were high school students.

Carroll County Public Schools 2004- 2005 Student Services Annual Report

- The drop-out rate in Carroll County has been steadily decreasing since 1998.

2005 Maryland Report Card: Carroll County

- In 2005, Carroll County had its lowest drop-out rate of 1.26, compared to 2.18 in 2000-2001.

2005 Maryland Report Card-Carroll County

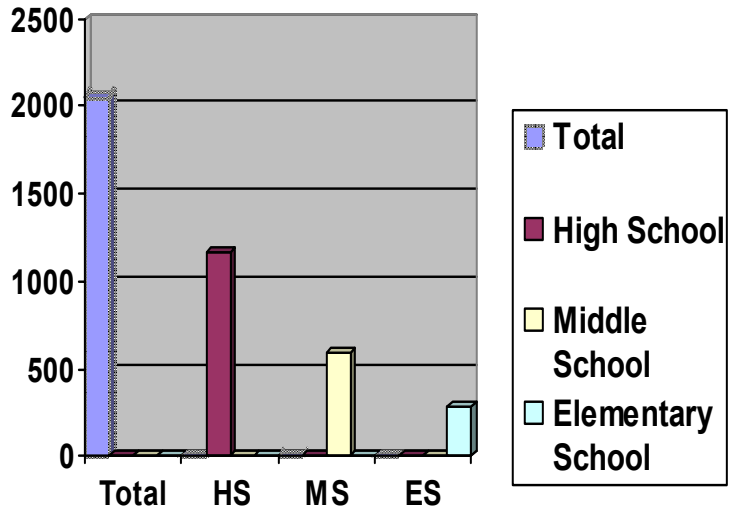
- A total of 125 students dropped out of school during the 2004-2005 school year; 76 were male and 49 were female.

Carroll County Public Schools 2004- 2005 Student Services Annual Report

- The graduation rate in Carroll County has increased from 88% in 1996 to 93.8% in 2005.

2005 Maryland Report Card-Carroll County

Total Suspensions Compared with School Level in Carroll County 2004-2005



Carroll County Student Services Annual Report 2004-2005



Risky Business

Health and Safety:

Young Drivers (ages 16 - 20)



- From 2002 - 2004, Carroll County experienced a proportionately higher number of young driver-related crashes than was expected in regard to vehicle miles traveled in the county.

Maryland Highway Safety Office Traffic Safety Analysis Division, State Highway Administration.

- In 2004, 305 injuries and 3 fatalities resulted from young driver motor vehicle crashes in Carroll County.

Maryland Highway Safety Office Traffic Safety Analysis Division, State Highway Administration.

- In Carroll County there were more male young drivers involved in motor vehicle crashes in 2004 than female young drivers.

National Study Center for Trauma and EMS, University of Maryland at Baltimore.



In 2004, 684 of the 1,937 total motor vehicle crashes in Carroll County were young driver related, equaling approximately 1/3 of all crashes.

Maryland Highway Safety Office Traffic Safety Analysis Division, State Highway Administration.

- From 2001 - 2003, young driver-related motor vehicle crashes in Carroll County increased by 10%.
- In 2004, drivers age 16-20 years represented the largest percentage of drivers involved in motor vehicle crashes in Carroll County.

National Study Center for Trauma and EMS, University of Maryland at Baltimore.

- Drivers age 16-20 are involved in a significantly higher percentage of inattentive driving-related motor vehicle crashes in Maryland.


Maryland Highway Safety Office Traffic Safety Analysis Division, State Highway Administration.

Risky Business

Teen Sexuality: **STDs/HIV/AIDS**



- Currently 132 people in Carroll County are living with HIV; 47 with AIDS.
Carroll County Health Department, 2002-2005 Update
- Last year 15 new infections of HIV were identified in Carroll County.
Carroll County Health Department, 2002-2005 Update
- Over 100 cases of chlamydia were reported in Carroll County in 2004 making it the most reported STD in Carroll County.
Carroll County Health Department, 2002-2005 Update
- Chlamydia in Carroll County has increased 50% over the past 5 years.
Carroll County Health Department, 2002-2005 Update
- 77% of the chlamydia infections in Carroll County involved young people between 15-24 years of age.
Carroll County Health Department, 2002-2005 Update
- Carroll County has experienced a 65% increase in gonorrhea with 24% of reported cases involving youth 15 - 19 and 56% of new infections occurring in females.
Carroll County Health Department, 2002-2005 Update
- 25 cases of gonorrhea were reported in 2004, up from 15 in 2000.
Carroll County Health Department, 2002-2005 Update
- The gonorrhea rate in Maryland has decreased from 16.3 per 100,000 in 2001 to 14.7 per 100,000 in 2003.
Division of Sexually Transmitted Diseases, MD DHMH
- In Maryland the chlamydia rate per 100,000 residents has increased from 57.3 in 2002 to 63.7 in 2004.
Division of Sexually Transmitted Diseases, MD DHMH




Risky Business

Teen Sexuality: *Teen Pregnancy*



- During 2004, 104 Carroll County teens between the ages of 15 -19 gave birth.
MD 2004 Vital Statistics Report
- Carroll County has one of the lowest birth rates to adolescents under age 15 in Maryland.
Carroll County Health Department
- One study found that 78% to 79% of Carroll County households interviewed reported comprehensive sexual information should be given to teens ages 11 - 17.
2005 Carroll County Strengths and Needs Assessment
- The same study also found 28%-36% of Carroll County households interviewed with teens ages 11-17 have not discussed sexual behavior with their teens.
2005 Carroll County Strengths and Needs Assessment
- Of those same Carroll County households interviewed, only 14%-15% of parents have talked to their teens ages 11-17 about how to communicate with a partner about sexual issues.
2005 Carroll County Strengths and Needs Assessment
- In 2003, 54% of Carroll County Health Dept. Emergency Contraception users were younger than 19 years of age.
Carroll County Health Department
- 61% of Carroll County teens surveyed said it was a good thing for a girl to be a virgin, but only 15% said it was a good thing for a boy to be a virgin.
Carroll County Teen Sexuality Survey and Focus Group Report, 2005
- The highest percentage (68%) of Carroll County teens surveyed said that the reason teens have sexual intercourse in high school is because they think they are in love.
Carroll County Teen Sexuality Survey and Focus Group Report, 2005



Risky Business

Substance Abuse: *Alcohol*



- In 2004, 1.9% of Carroll County 6th graders have consumed beer or wine (other than for religious use) in the past 30 days compared to 1.6% in 2002.

2004 Maryland Adolescent Survey


- 10.3% of 8th graders and 20.4% of 10th graders have consumed beer or wine (other than for religious use) in the last 30 days.

2004 Maryland Adolescent Survey

- 46.9% of Carroll County high school seniors have consumed beer or wine (other than for religious use) in the past 30 days, compared to 44.1% of seniors across the state of Maryland.

2004 Maryland Adolescent Survey

- Half of Carroll County high school seniors have consumed 5 or more servings of alcohol in the same occasion in the



- Males outnumber females as frequent users of beer/wine and liquor, but both male and female students are equally as likely to be binge drinkers.

2004 Maryland Adolescent Survey

- By the 12th grade, 69.7% of Maryland's youth have consumed alcohol outside their homes.

2004 Maryland Adolescent Survey

- More than 29% of seniors and 17.4% of 10th graders across the state of Maryland have consumed 5 or more servings of alcohol on the same occasion.

2004 Maryland Adolescent Survey

Risky Business



Substance Abuse:

Cocaine and Other Illegal Drugs

- 21.5% of Carroll County high school seniors have used any drug other than alcohol or tobacco in the past 30 days. 38.1% of high school seniors in the county have ever used any drug other than alcohol or tobacco.

2004 Maryland Adolescent Survey

- One third (29.1%) of Carroll County high school seniors have ever smoked marijuana.

2004 Maryland Adolescent Survey

- Among Carroll County high school seniors that have ever used drugs, marijuana, amphetamines, and hallucinogens were the most common used drugs.

2004 Maryland Adolescent Survey

- During the 2004-2005 school year, there were 58 drug related suspensions in Carroll County Public Schools.

Carroll County Public Schools 2004-2005 Student Services Annual Report

- During the 2004-2005 school year, Carroll County Public Schools reported 8 offenses of possession of controlled dangerous substances (CDS) with intent to distribute. This is down from 12 counts in 2002-2003 and 811 counts in 2003-2004.

Carroll County Public Schools 2004-2005 Student Services Annual Report

- In 2005 the Carroll County the Department of Juvenile Services reported a total of 130 juvenile drug related arrests.

Carroll County Department of Juvenile Services.



Risky Business

Substance Abuse: Heroin



- 1.7% of Carroll County high school students have ever used heroin, compared to the state average of 1.5%.

2004 Maryland Adolescent Survey

- The county and state % of high school seniors that report using heroin in the past year is higher than the national average of 0.9%.

2004 Maryland Adolescent Survey

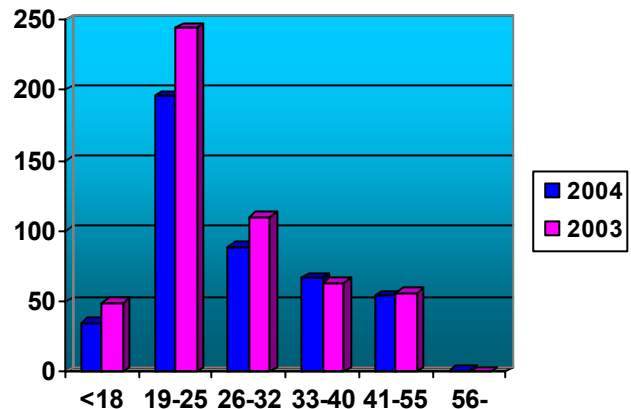
- Between 1999 and 2002 there was a 30% reduction in admission for heroin treatment for those under 18 in Maryland.

Maryland Alcohol and Drug Abuse Administration

- The 2004 Maryland Adolescent Survey reports that no Carroll County 6th graders have ever used heroin, but 1.1% of 8th graders have.

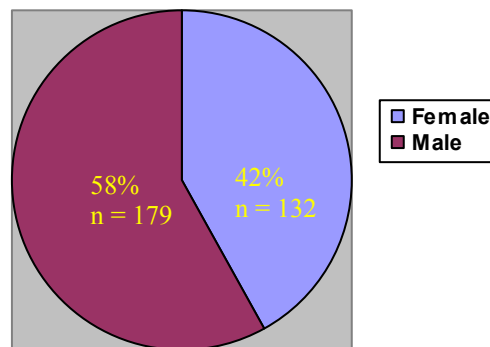
2004 Maryland Adolescent Survey

Heroin Admissions in Carroll County 2003 - 2004



Maryland Alcohol and Drug Abuse Administration

CHC Admissions: Heroin 2000-2002 by Gender



Adapted from 2003 Carroll Hospital Center Data

Risky Business

Substance Abuse: *Marijuana*



- 35% of Carroll County 12th graders have ever used marijuana, compared with 43% of 12th graders statewide.

2004 Maryland Adolescent Survey

- 16.8% of Carroll County 10th graders have ever used marijuana.

2004 Maryland Adolescent Survey

- 7.2% of Carroll County 8th graders have ever used marijuana

2004 Maryland Adolescent Survey

- 0.7% of Carroll County 6th graders have ever used marijuana.

2004 Maryland Adolescent Survey

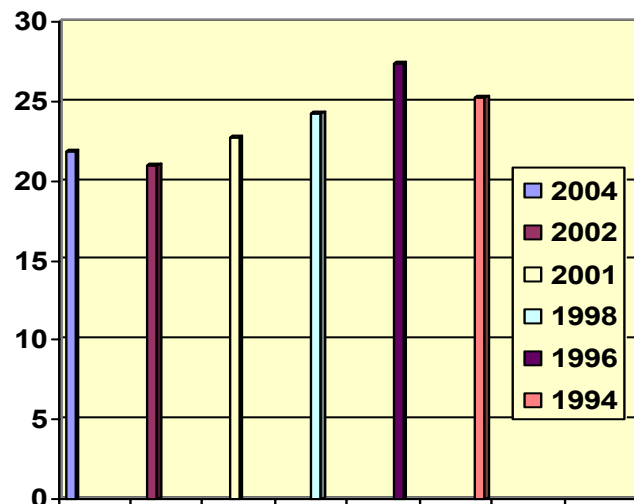
- 30% of Maryland's 12th graders that have used marijuana in the past 30 days have used it 6 or more times.

2004 Maryland Adolescent Survey

- Marijuana is the second most used substance for 8th, 10th, and 12th graders in the state.

2004 Maryland Adolescent Survey

Percent of Maryland 12th Graders Using Marijuana in Past 30 Days 1994-2004



2004 Maryland Adolescent Survey

- Of the Maryland 12th graders who have used marijuana in the past 30 days, males are more likely to be frequent users and females are more likely to be occasional users.

2004 Maryland Adolescent Survey

- 42.6% of Maryland 12th graders that have ever used marijuana were between the ages of 15 and 16 at first use.

2004 Maryland Adolescent Survey

Risky Business

Tobacco: *Adolescent Cigarette Use*



- In 2002, Carroll County was well below the state average in all categories for tobacco use by middle school students.

Monitoring Changing Tobacco Use Behaviors in Maryland, 2003

- Carroll County ranked second lowest for cigarette smoking among middle school students at 3% in 2002. Statewide average was 5%.

Monitoring Changing Tobacco Use Behaviors in Maryland, 2003

- Cigarette use by high school students in Carroll County decreased from 25.9% in 2000 to 22.1% in 2002.

Monitoring Changing Tobacco Use Behaviors in Maryland, 2003

- While cigarette use decreases, use of other tobacco has increased for Carroll County 12th graders. From 2000-2002 smokeless tobacco use increased from 4.3% to 10.5%, cigar use from 14% to 19.7%, and bidi use from 7.3% to 10.2%.

Monitoring Changing Tobacco Use Behaviors in Maryland, 2003

- Cigarettes are the third most used substance by Maryland adolescents. 38.6% of Maryland 12th graders have ever tried cigarettes.

2004 Maryland Adolescent Survey

- Cigarette smoking is highly addictive. Of Maryland 12th graders who report smoking, 55% have tried to quit and couldn't.

2004 Maryland Adolescent Survey

- Most young people who try cigarettes do so in their teens. Of Maryland 12th graders who have tried cigarettes, 59% began smoking between ages 13 and 16. 53% of them were under age 13 at time of first use.

Monitoring Changing Tobacco Use Behaviors in Maryland, 2003



Risky Business

Internet Resources



Health and Safety

Child Help USA
Children's Defense Fund
Maryland Coalition Against Sexual Assault
Maryland Network Against Domestic Violence
Maryland Sex Offenders Registry
National Domestic Violence Hotline
Rape Crisis Intervention Services of Carroll County
Stalking Resource Center

www.childhelpusa.org
www.childrensdefense.org
www.mcasa.org
<http://mnadv.org>
www.dpscs.state.md.us/onlineservs/sor
www.ndvh.org
www.rapecrisiscc.org
www.ncvc.org/src

Mental Health

Carroll County Youth Service Bureau
National Institute of Mental Health
Stop a Suicide Today

www.ccysb.org
www.nimh.nih.gov
www.stopasuicide.org

Substance Abuse

American Cancer Society
Center for Substance Abuse Research
Residents Attaching Drugs
Smoke Free Maryland
Substance Abuse and Mental Health Services
The Truth Campaign
Tobacco Free Kids
Partnership for a Drug Free America
The Cool Spot

www.cancer.org/docroot/home/index.aspx
www.cesar.umd.edu
www.heroinkills.org
www.smokefree.org
www.samhsa.gov/index.aspx
www.thetruth.com
www.tobaccofreekids.org
www.drugfree.org/portal
www.thecoolspot.org

Teen Sexuality

Advocates for Youth

www.advocatesforyouth.org

Young Drivers

Insurance Institute for Highway Safety
Maryland State Highway Administration
National Employer's Traffic Safety Network
National Highway Traffic Safety Administration
National Safety Council
Seat Belt Safety
Stop Impaired Driving (NHTSA)
Underage Drinking Enforcement Training Center
Vehicle Safety Information

www.hwysafety.org
www.sha.state.md.us
www.netsnational.org
www.nhtsa.gov
www.nsc.org
www.safeprogram.org
www.stopimpaireddriving.org
www.udetc.org
www.safercar.gov

Risky Business

Internet Resources



Teen Pregnancy

The Alan Guttmacher Institute
Advocates for Youth
CDC Reproductive Health
The Henry J. Kaiser Family Foundation
National Campaign to Prevent Teen Pregnancy
Sex, Etc.

www.agi-usa.org
www.advocatesforyouth.org
www.cdc.gov/reproductivehealth
www.kff.org
www.teenpregnancy.org
www.sexetc.org

Other Resources

Carroll County Department of Citizens Services
Carroll County Department of Social Services
Carroll County Health Department
Carroll County Sheriffs Department
Carroll Hospital Center
Department of Juvenile Services
Focus Adolescent Services
Maryland Office for Children, Youth and Families
Not My Kid
Partnership for a Healthier Carroll County, Inc.

<http://ccgov.carr.org/citserv/index.html>
www.dhr.state.md.us/carroll.htm
www.carrollhealthdepartment.dhmdh.md.gov
www.carrollcountysheriff.com
www.carrollhospitalcenter.org
www.djs.state.md.us
www.focusas.com
www.ocyf.state.md.us
www.notmykid.org
www.healthycarroll.org