

HEALTHY CARROLL VITAL SIGNS: Measures of Community Health  
**POSITIVE YOUTH & FAMILY DEVELOPMENT**  
Data Charts - Updated July 2009

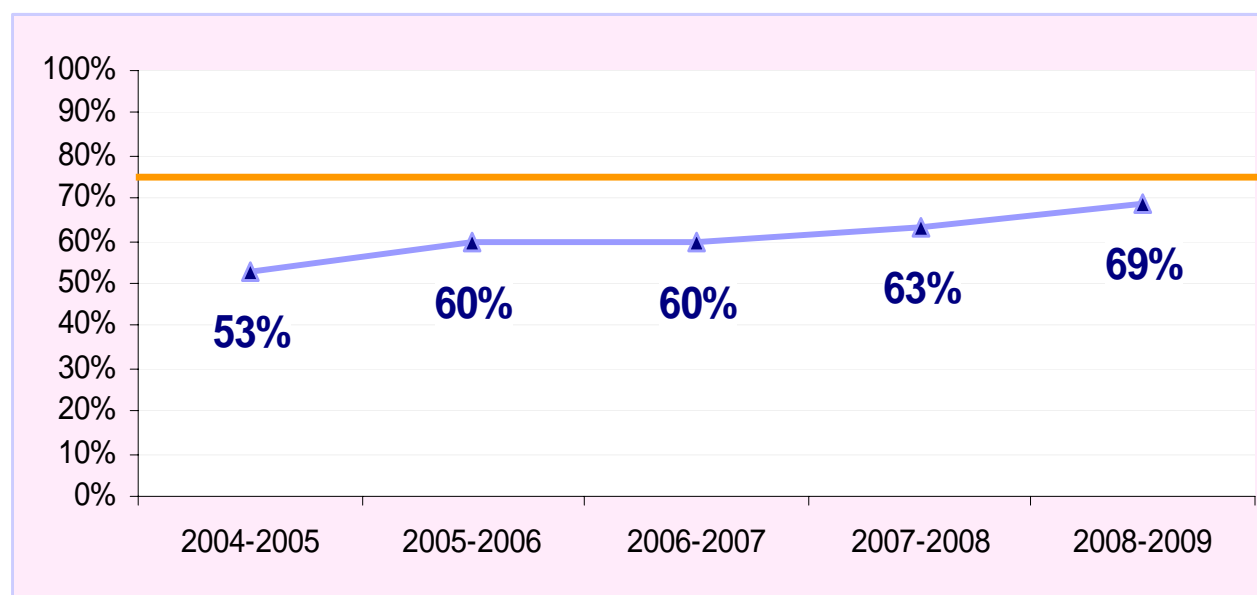
1. Children Ready to Learn: Full Readiness Entering Kindergarten
2. Children Safe in Families & Communities: Juvenile Violent Offenses
3. Children Safe in Families & Communities: Juvenile Nonviolent Offenses
4. Children Safe in Families & Communities: Child Abuse / Child Neglect
5. Stable & Economically Independent Families: Out-of-Home Placement



## Positive Youth & Family Development – Children Enter School Ready to Learn

**Percentage of Kindergarten Students Who Have Reached Full Readiness  
on the Work Sampling Kindergarten Assessment**

**Improvement Objective: 75% fully ready by 2008**

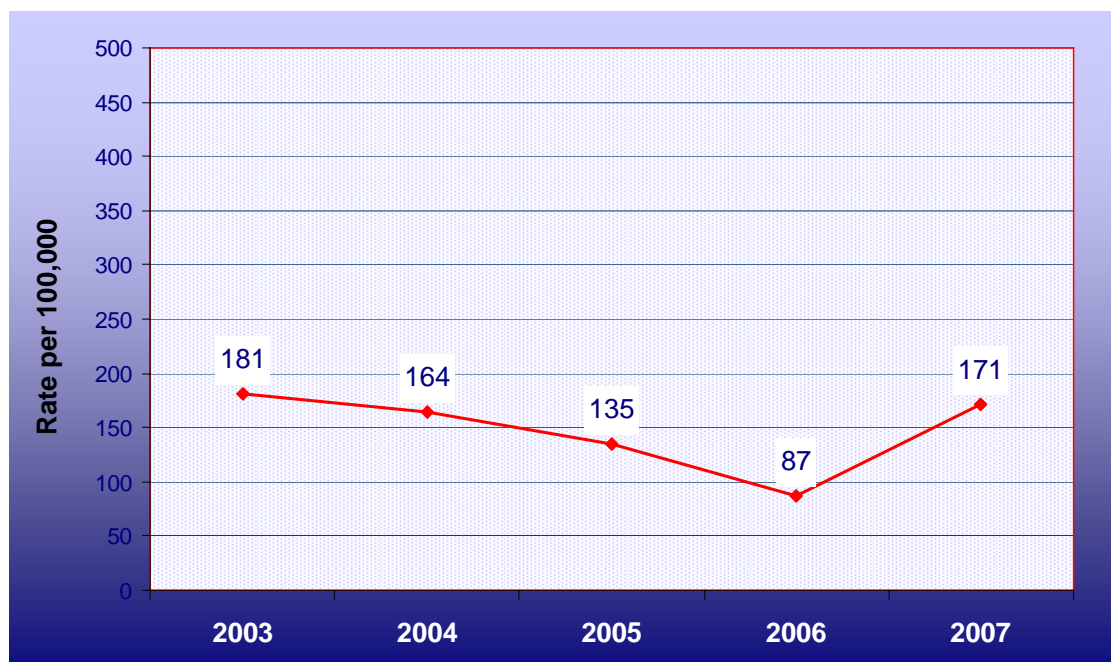


DATA SOURCE: Kindergarten Assessment – Maryland State Department of Education

## Positive Youth & Family Development - Children Safe in Families & Communities

Juvenile violent offense arrest rate, ages 10-17

Improvement Objective: Downward Trend

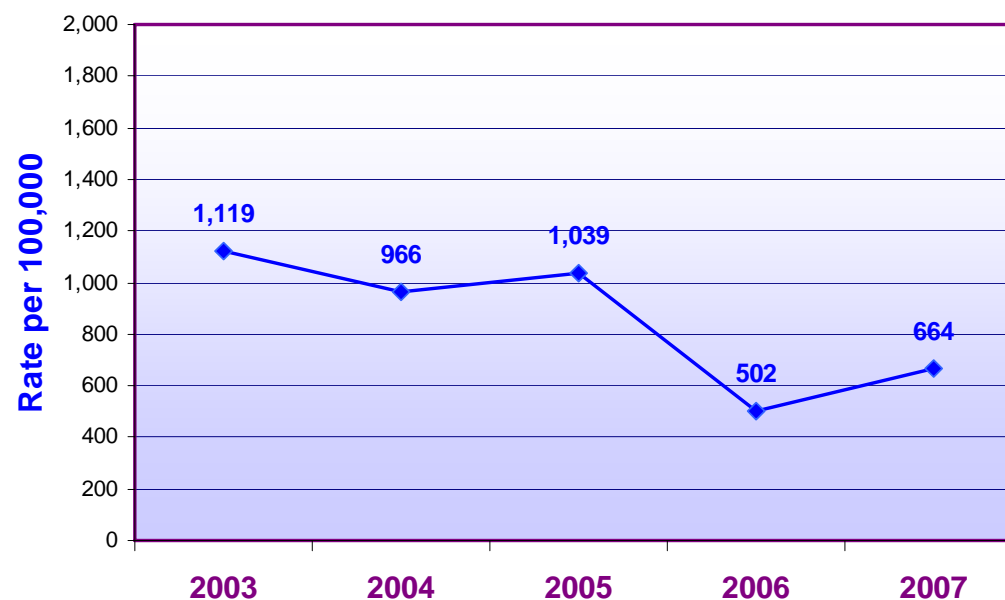


DATA SOURCE: Maryland State Police Uniform Crime Report

## Positive Youth & Family Development - Children Safe in Families & Communities

### Juvenile non-violent offense arrest rates ages 10-17

Improvement Objective: Downward Trend

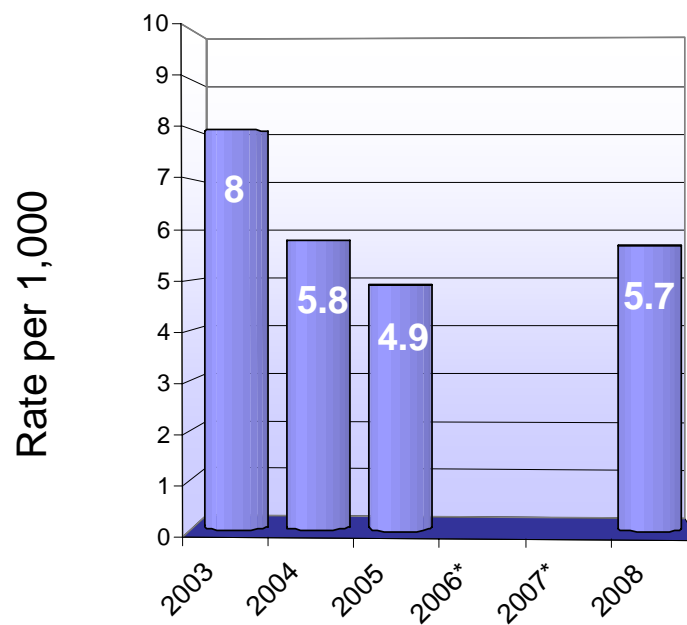


DATA SOURCE: Maryland State Police Uniform Crime Report

# Positive Youth & Family Development - Children Safe in Families & Communities

**Child Abuse or Neglect Investigations Ruled as Indicated or Unsubstantiated**

**Improvement Objective: Downward Trend**



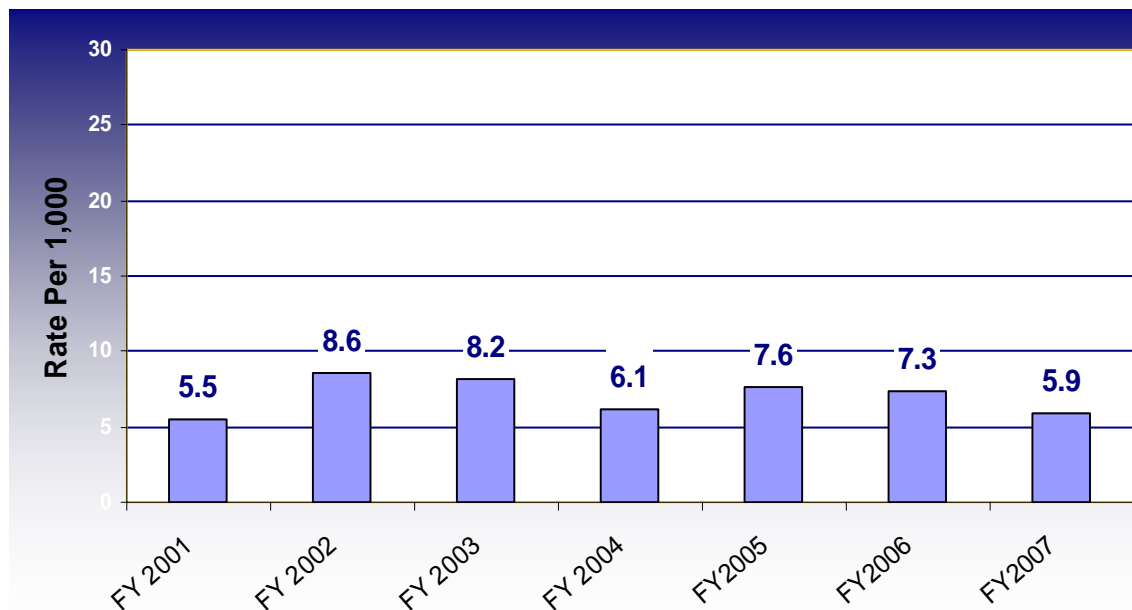
DATA SOURCE: MD Governor's Office for Children (OCFY)

\* 2006 and 2007 Data not available

# Positive Youth & Family Development – Stable & Economically Independent Families

## Out-of-Home Placement

Improvement Objective: Downward Trend



DATA SOURCE: Maryland Governor's Office for Children (OCFY) – SSA Foster Care and Adoption Child Tracking System