

HEALTHY CARROLL VITAL SIGNS: Measures of Community Health **INTERPERSONAL VIOLENCE Data Charts**

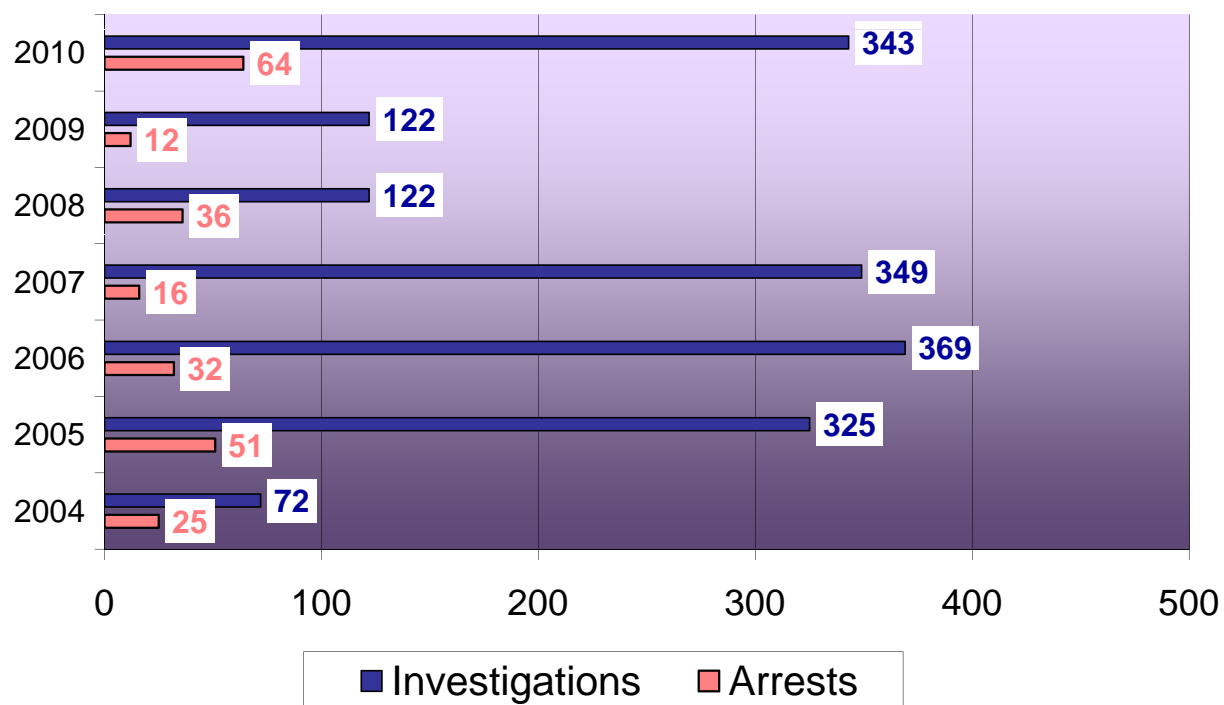
Updated June 2011

1. Child Abuse Investigations and Arrests
2. Weapons Violations at Carroll County Public Schools
3. Juvenile Arrests for Assault
4. Cases Filed for Domestic Violence and Peace Orders
5. Aggravated Assaults and Forcible Rapes



Interpersonal Violence – Youth

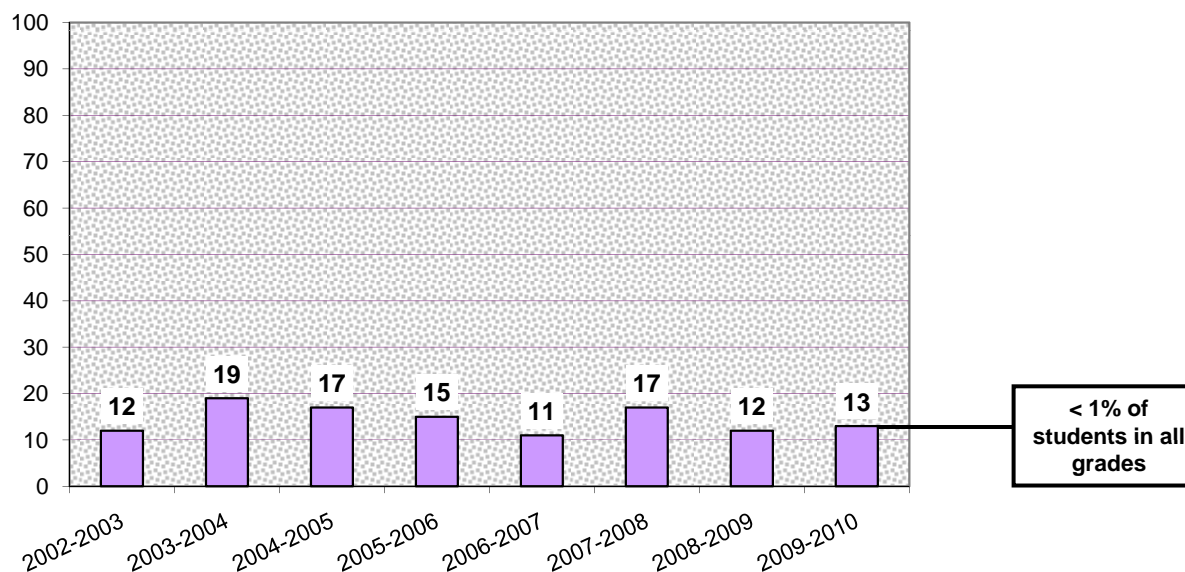
Number of child abuse investigations and arrests in Carroll County
Improvement Objective: 11.1 victims of child maltreatment or less per 1,000 children under age 18



DATA SOURCE: Carroll County Sheriff's Department Annual Report

Interpersonal Violence – Youth

Number of Weapons Violations at Carroll County Public Schools
Improvement Objective: 4.9% or less of students in grades 9 - 12



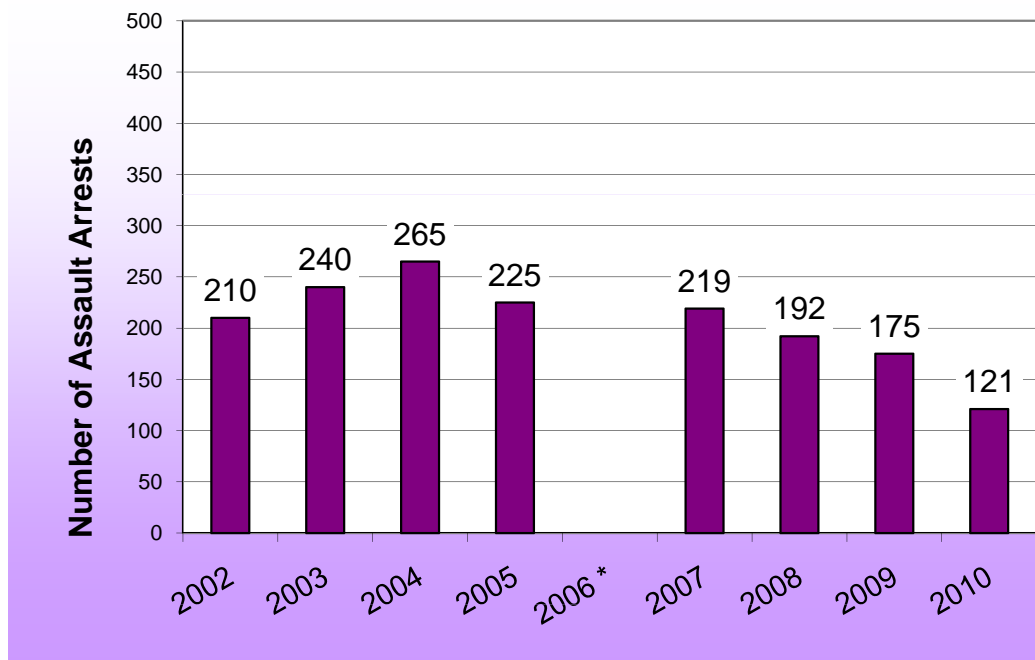
NOTE: Data is for all grades. The 13 occurrences in 2009-2010 include students in all grades, and represent less than 1% of the entire CCPS student population. CCPS does not track violations by grade.

DATA SOURCE: Carroll County Public Schools Annual Student Services Report

Interpersonal Violence – Youth

**Number of Juvenile Arrests for Assault in Carroll County
(includes both physical and sexual assaults)**

Improvement Objective: 33.3% or less of all students 9th - 12th grade who report physical fighting in the previous 12 months



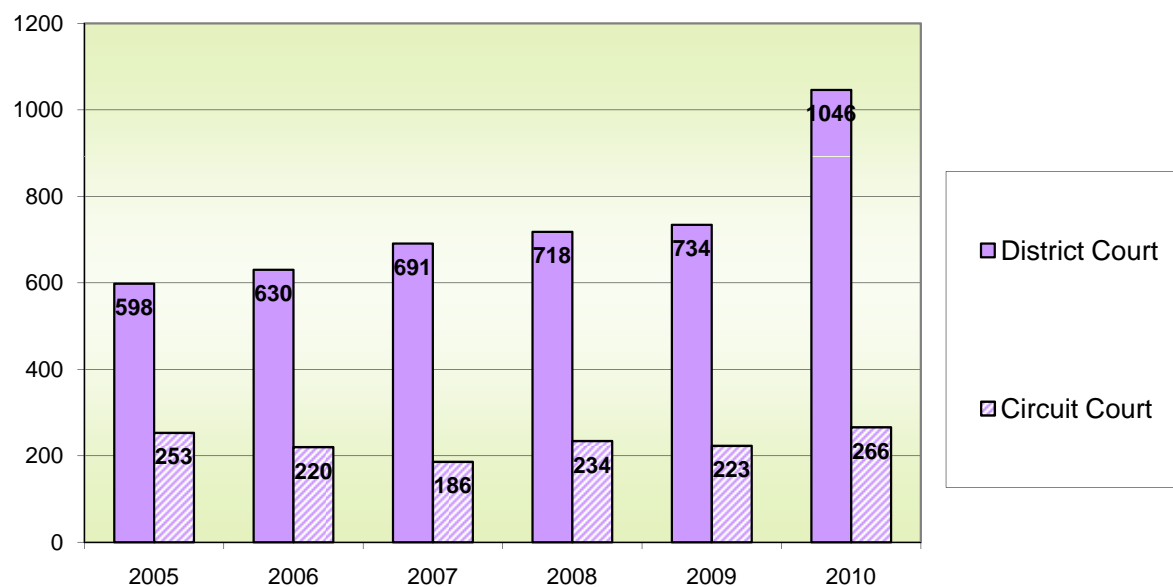
DATA SOURCE: Carroll County Department of Juvenile Services

* 2006 data not available

Interpersonal Violence – Adults & Families

Number of cases filed with the court system in Carroll County for domestic violence and peace orders (Circuit and District Courts, combined)

Improvement Objective: 3.6 physical assaults or less per 1,000 persons age 12 and older

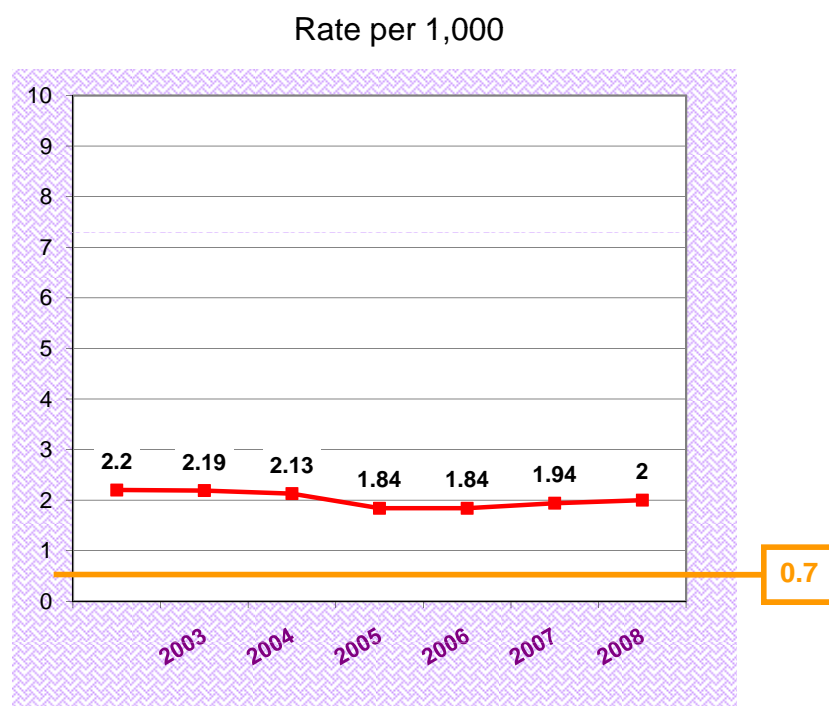
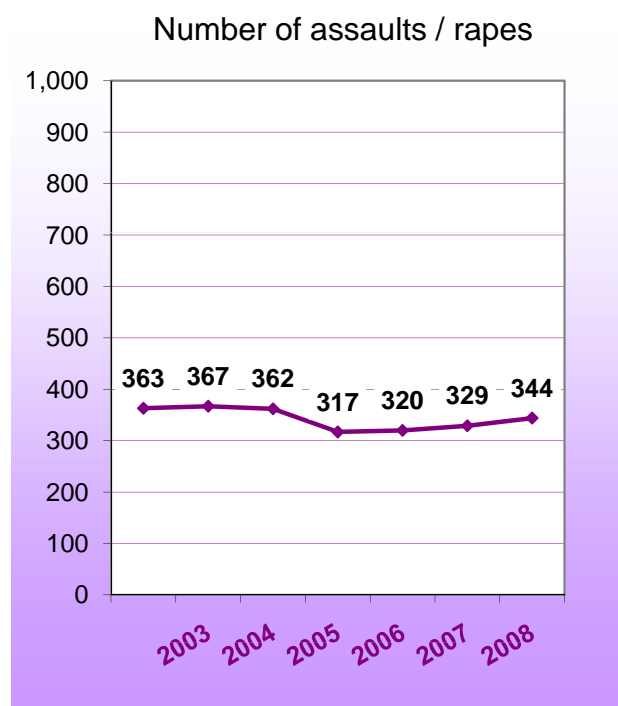


DATA SOURCE: Carroll County District and Circuit Court and Carroll County Sheriff's Office Annual Report

Interpersonal Violence – Adults & Families

Aggravated Assaults and Forcible Rapes in Carroll County

Improvement Objective: 0.7 cases or less per 1,000 - persons age 12 and over



NOTE: Data not available for persons age 12 and over. Data is for persons age 20 and over.

DATA SOURCE: Uniform Crime Report, Maryland State Police

0.7